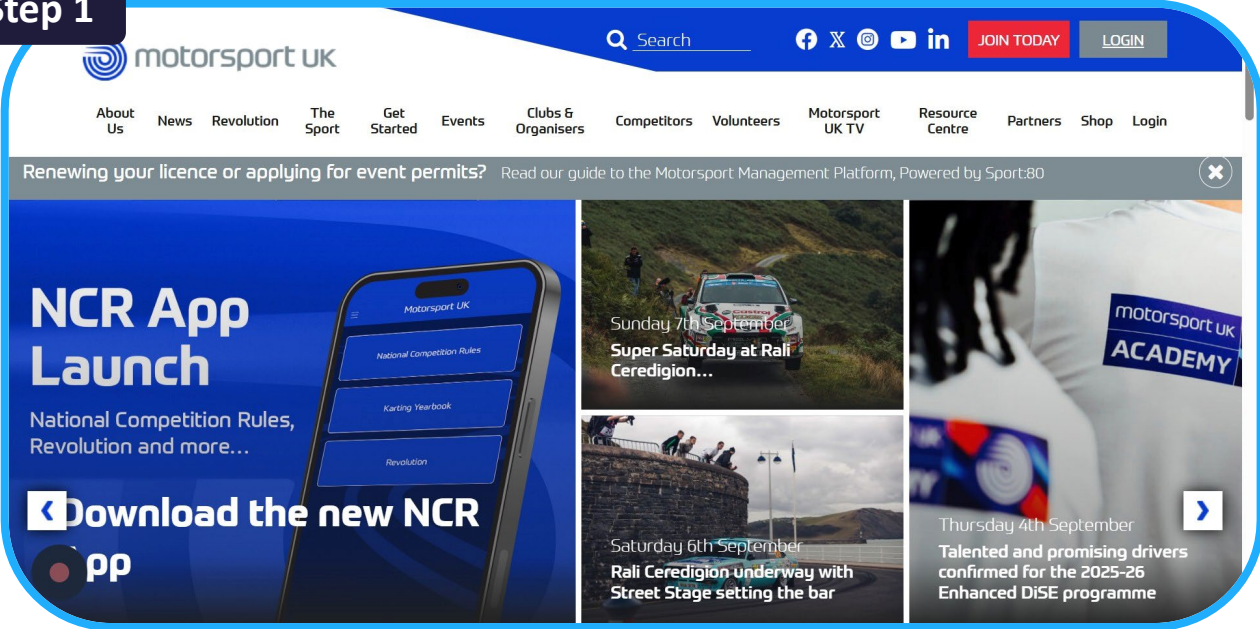


# Ready. Set. Renew.

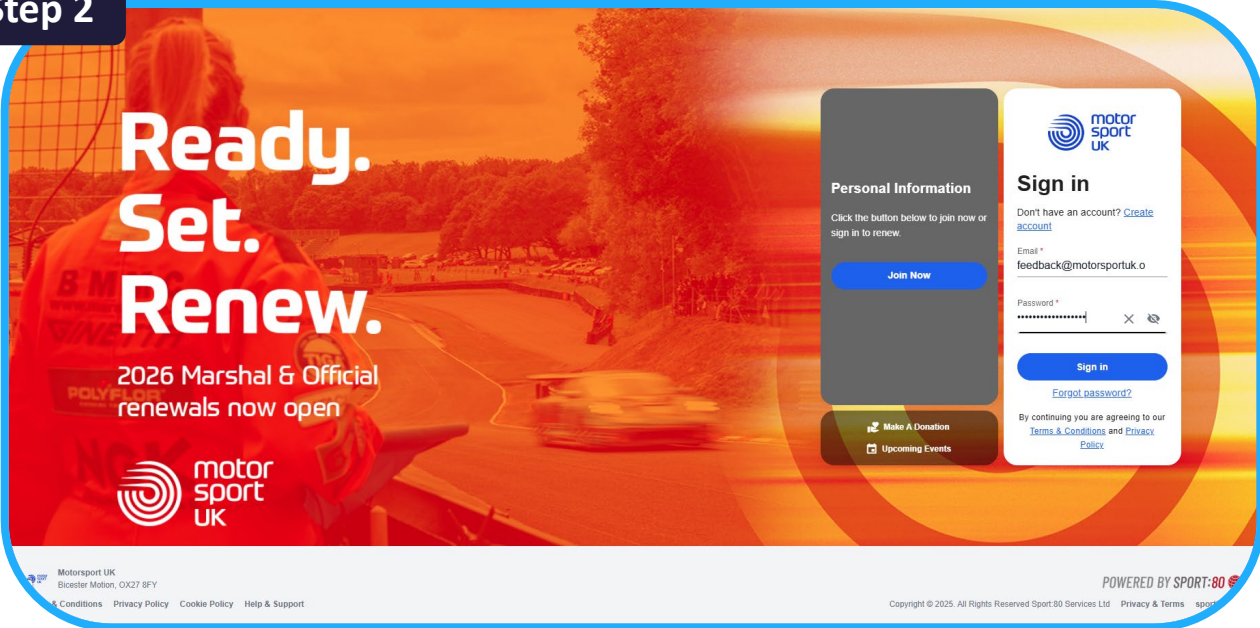
2026 Club renewals now open

## Step 1



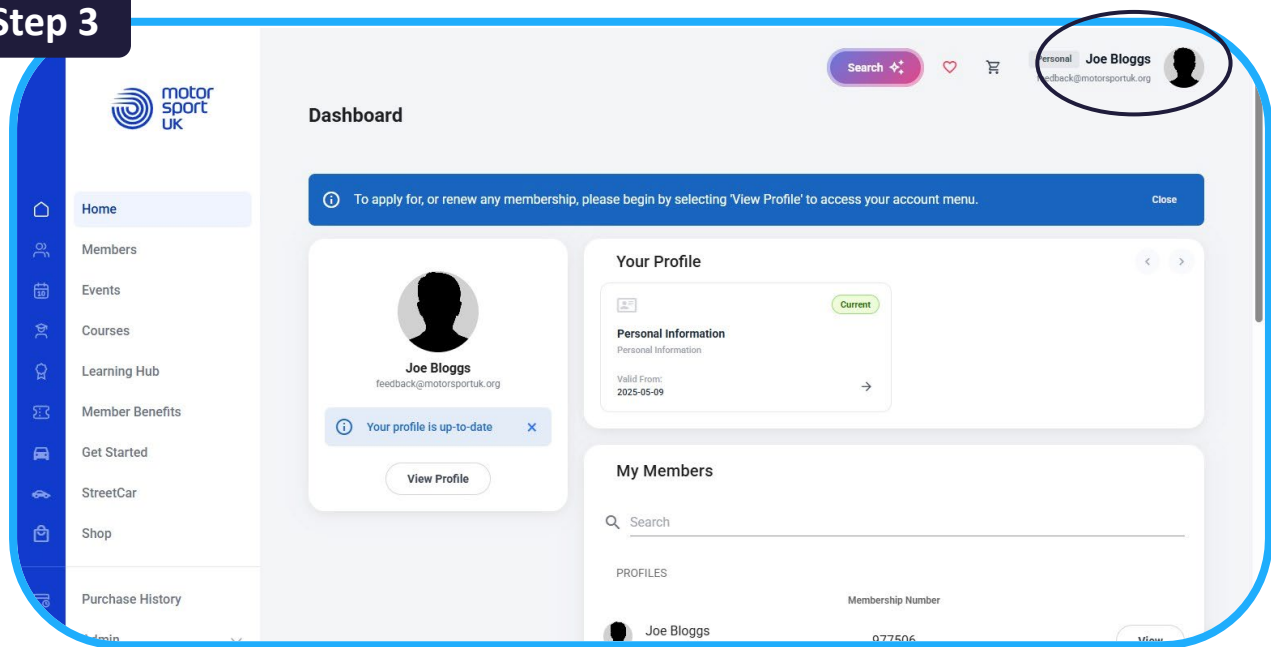
Head to [motorsportuk.org](https://motorsportuk.org) and click 'Login' in the top right-hand corner.

## Step 2



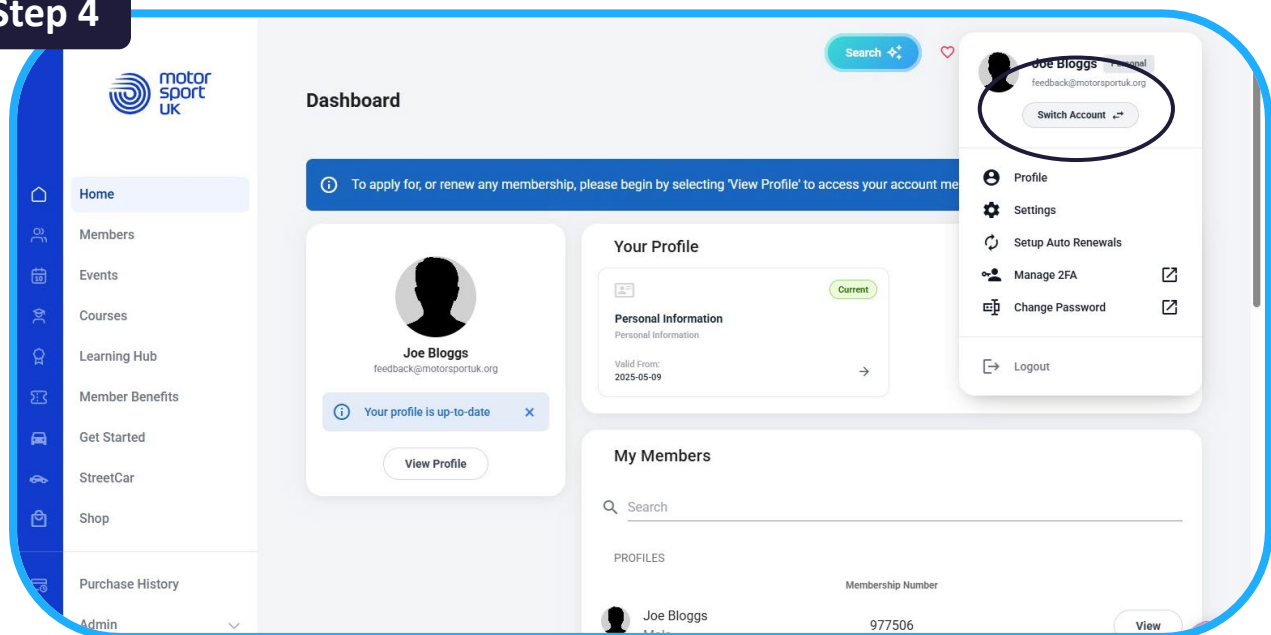
Login to your Motorsport UK account. If required, please enter the requested verification code.

### Step 3



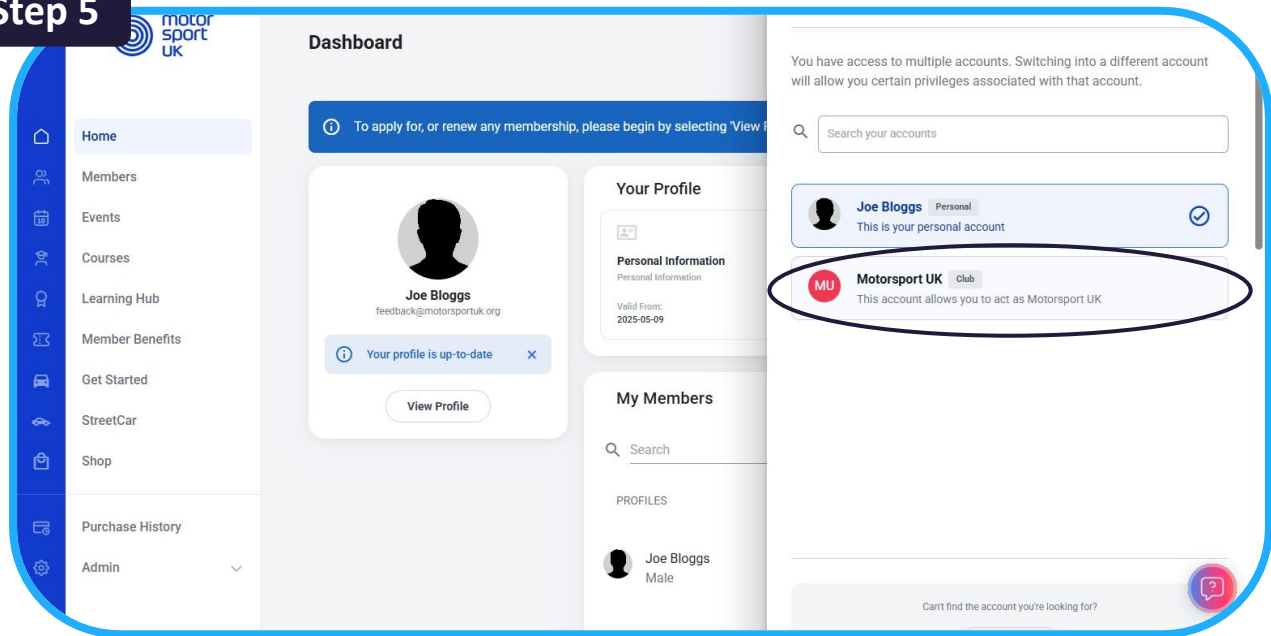
Click on your name in the top right-hand corner.

### Step 4



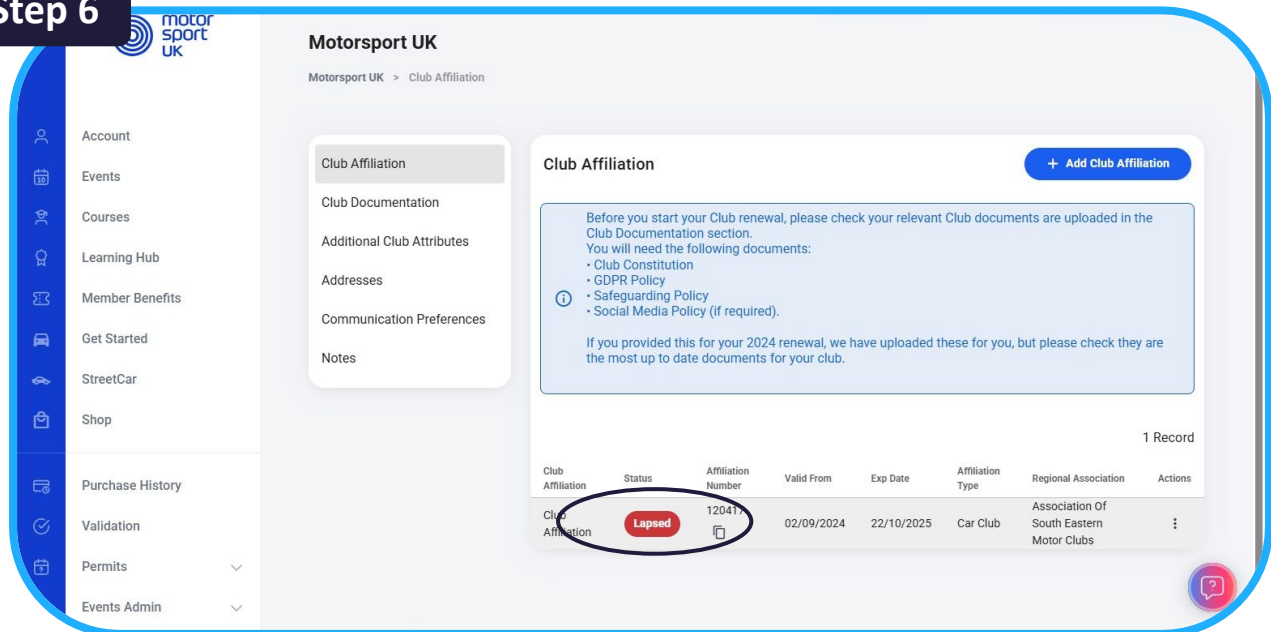
Click 'Switch Account'.

## Step 5



Click on your Club account from the menu.

## Step 6



Click 'Lapsed'.

## Step 7

The screenshot shows the 'Motorsport UK - Club Affiliation' page. On the left is a sidebar with the Motorsport UK logo and a list of navigation items: Account, Members, Events, Courses, Learning Hub, Member Benefits, Get Started, StreetCar, Shop, Charts, and Purchase History. The main content area is titled 'WELCOME MESSAGE' and 'Welcome Message'. It contains a 'WELCOME MESSAGE' section with a 'CLUB AFFILIATION DETAILS' sub-section. The text in the main area reads: 'It's that time of year again; we're asking our valued club community to renew their registration with Motorsport UK for the 2026 season. As a reminder for your renewal, you will need to:'. This is followed by a bulleted list: '• Upload your Club documents including Club Constitution, GDPR Policy, Safeguarding Policy and Social Media Policy (if required). - These will remain on Sport:80 from your 2025 renewal, but please check they are the most up to date documents for your club.', '• Know an approximate number of club members.', and '• For Clubs that run permitted events, you will require a licenced Safeguarding Officer linked to your Club and to be a member of at least one Motorsport UK recognised Regional Association.' Below this, it states: 'The Club affiliation fee is £87 for 2026. Once you have completed the process and paid the renewal fee, the Club Development Team will approve your renewal and your 'Club affiliation' will be set as 'current'. Permit applications for 2026 will then be available.' It then says: 'If you have any questions regarding the renewal process, please contact [club.development@motorsportuk.org](mailto:club.development@motorsportuk.org)'. Finally, it says: 'Thank you for your continued participation in our sport.' At the bottom right, there is a blue 'Next' button and a red question mark icon.

Read the welcome message and click 'Next'.

## Step 8

The screenshot shows the 'Club Affiliation Renewal Details' page. The sidebar is the same as in Step 7. The main content area has a title 'Club Affiliation Renewal Details'. At the top, it shows 'Valid From 02/09/2024' and 'Exp Date 29/10/2025'. Below this is a 'Please Note' section: 'Please Note: Any additions/edits you make in this section of the form will only take effect once you've completed the form and checked out if payment is required. Select to see details and price.' The 'Affiliation Type' is set to 'Car Club' in a drop-down menu, which is circled in red. Below this, it shows 'Cost £87.00' and 'Valid Until 31/12/2025'. At the bottom, there is an 'Approval Information' section: 'This item requires payment followed by approval from an administrator. Once you have completed your payment one of our administrators will check the validity of this item before approving the request to add it to your profile. Upon conclusion of our checks, if successful the status of this item will change to Complete. In cases where applications are unsuccessful (displaying an 'Incomplete' status), please use the support feature for more information.' At the bottom of the page, there are 'Prev' and 'Next' buttons, and a red question mark icon.

Make sure the Affiliation Type is correct; this can be changed using the drop-down menu, then click 'Next'.

## Step 9

**Motorsport UK - Club Affiliation**

Motorsport UK > Club Affiliation > Motorsport UK - Club Affiliation

**Motorsport UK - Club Affiliation**

WELCOME MESSAGE

CLUB AFFILIATION DETAILS

**REGIONAL ASSOCIATION INFO**

CLUB INFORMATION

CLUB DECLARATIONS

Please select your Regional Association

Regional Association \* Association Of South Eastern Mo... X v

Prev Next

Add Add & Checkout

Make sure the correct Regional Association is selected, this can be changed using the drop-down menu, then click 'Next'.

## Step 10

**Motorsport UK - Club Affiliation**

Motorsport UK > Club Affiliation > Motorsport UK - Club Affiliation

**Motorsport UK - Club Affiliation**

WELCOME MESSAGE

CLUB AFFILIATION DETAILS

REGIONAL ASSOCIATION INFO

**CLUB INFORMATION**

CLUB DECLARATIONS

Year Founded \* 1929

Number of Members \* 75

Prev Next

Add Add & Checkout

Make sure the Year Founded is correct, and change the number of members, if necessary, then click 'Next'.

## Step 11

Applicable to Marshal Clubs only:

- We understand that we shall be entitled to organise Marshals' Training Days, which will comply with the Regulations of Motorsport UK, and will be authorised by Motorsport UK by the issue of a Permit/Certificate of Exemption.

Applicable to Non-Marshal Clubs only:

- We understand that we shall be entitled to organise Events which shall comply with the National Competition Rules to include all published policies ('Regulations') of Motorsport UK and which Events will only be authorised by Motorsport UK by the issue of a Permit.

☒ Yes

Certifier Name \*

Certifier Email \*

Certifier Contact Number \*

Position \*

[Click here to use my details](#)

Read the declaration and click 'Yes' to confirm.

## Step 12

comply with the National Competition Rules to include all published policies ('Regulations') of Motorsport UK and which Events will only be authorised by Motorsport UK by the issue of a Permit.

☒ Yes

Certifier Name \*

Certifier Email \*

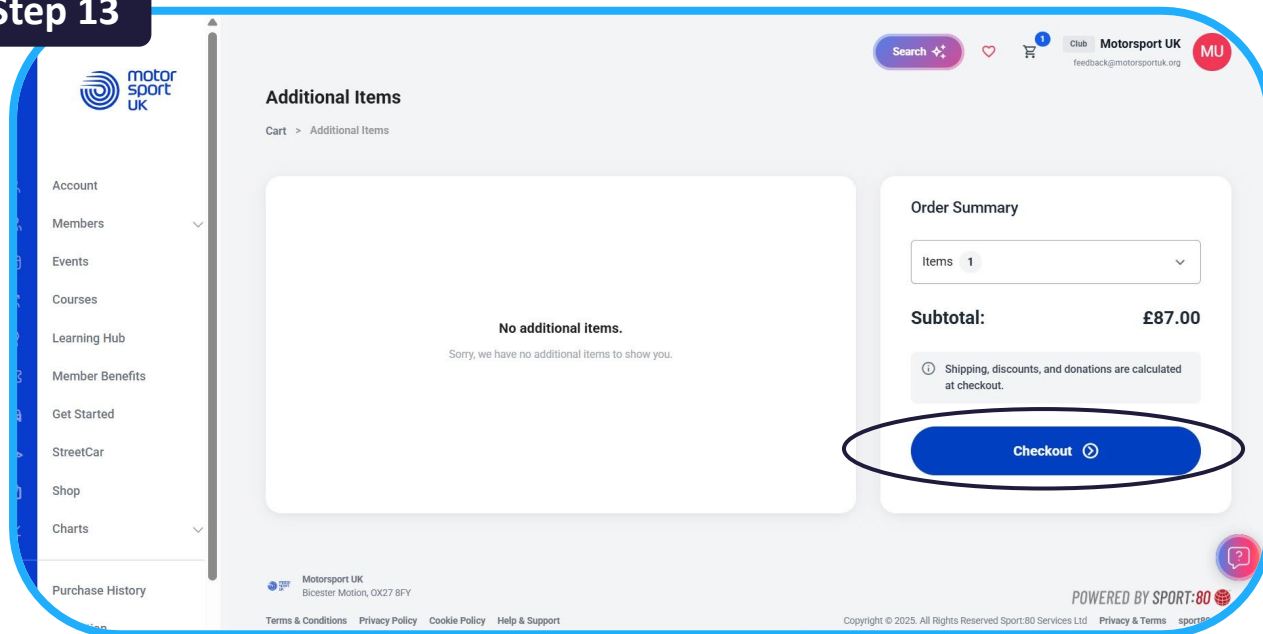
Certifier Contact Number \*

Position \*

[Click here to use my details](#)

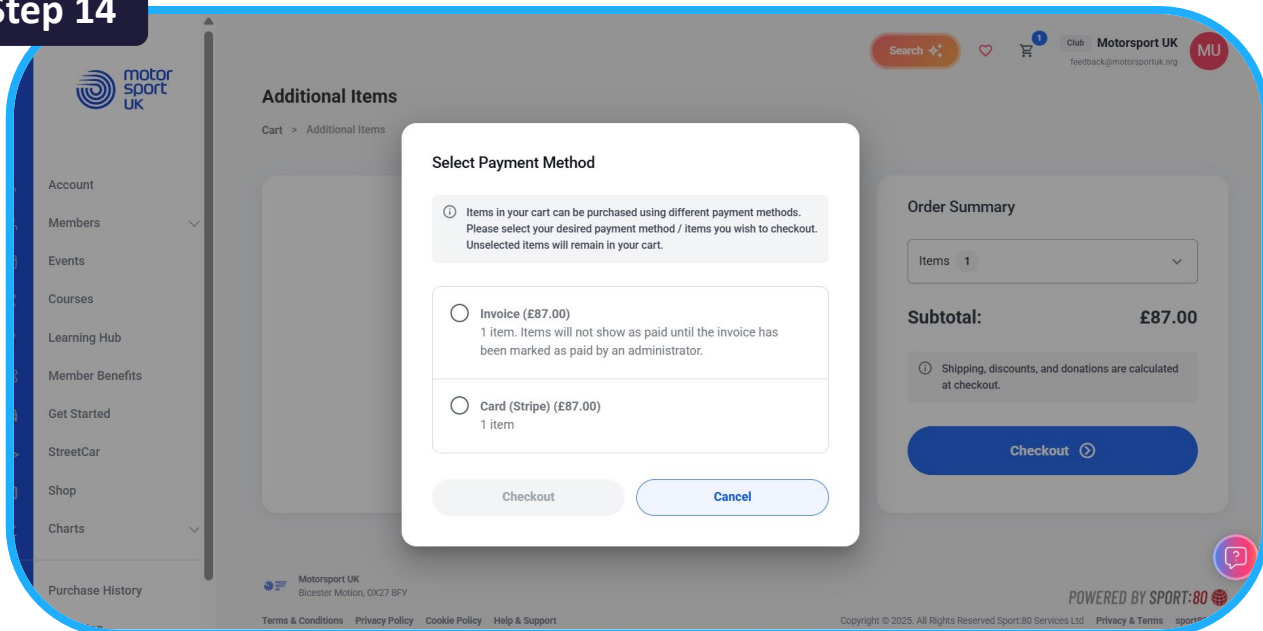
Complete the certifier details and click 'Add & Checkout'.

## Step 13



Click 'Checkout'.

## Step 14



Select payment method and click 'Checkout'.

Once you have completed the process and paid the renewal fee, the Club Development Team will approve your renewal. If your renewal is approved **before 1st January 2026**, your 'Club Affiliation' status will be set to '**Pre-paid**'. From **1st January 2026 onwards**, it will be set to '**Current**'. Permit applications for 2026 will then be available.